



**NOBLELIFT**

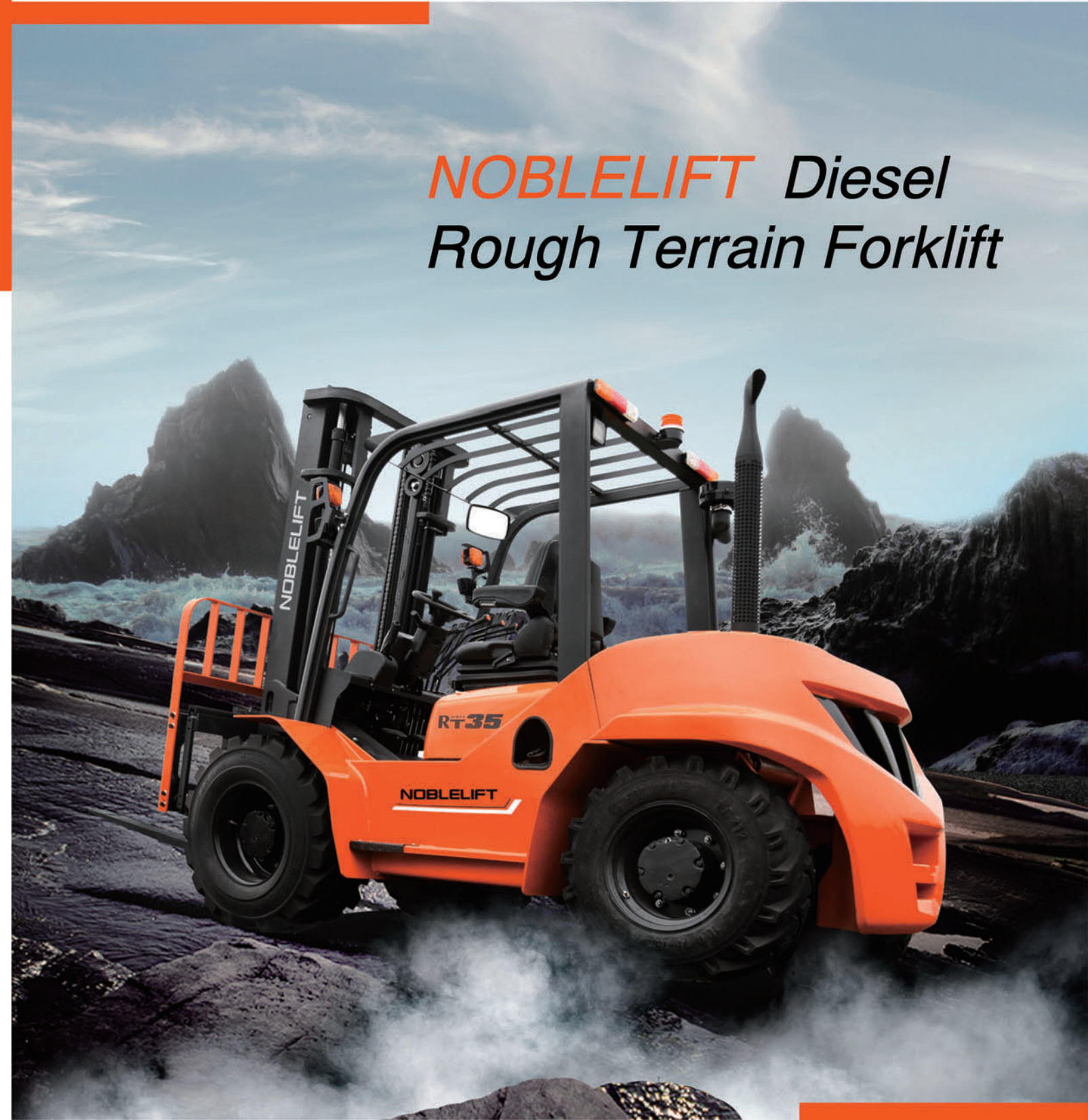
[www.noblelift.com](http://www.noblelift.com)

**2.5T & 3.5T**

**2WD · 4WD**

**May the Force Be with You.**

***NOBLELIFT Diesel  
Rough Terrain Forklift***



**NOBLELIFT CHINA**

Add:528 Changzhou Road,Taihu Sub-district,  
Changxing, Zhejiang 313100 China  
Tel:86-572-6210817 6210311  
Fax:86-572-6210777 6128612  
Email:info@noblelift.com  
Http:www.noblelift.com www.noblelift.cn




Official website



Our Wechat

# FEATURES

## Excellent Performance

Strong Gradeability up to 45%  full loaded

Ground clearance capable for most rough terrain working conditions 220mm

Smallest turning radius 3080mm



## Durability

Choose top class C&J type hot rolled steel for mast  
Key electric parts with water-proof connectors, full LED lights  
Special clip to fasten and divide different sort of pipeline avoid contamination

## Good Visibility

Lower instrument panel height  
Safeguard with wide view on top  
New chains & hoses layout behind mast profile  
50°C incline crosswise board of Load bracket  
Better Cooling & Air intake system  
Optimized radiating channel  
Ultra-large plate-fin type Radiator  
Excellent heat exchange system  
Optimized exhaust system layout, to decrease passive pressure  
High inlet, two-stage air filters, to improve air quality for engine

# CONFIGURATIONS

## Standard

- with** 500mm load center
- with** Japanese Mitsubishi / Yanmar engine
- with** 3000mm duplex mast
- with** 1070mm fork length
- with** TCM technology hydraulic transmission, power shift, 2F/1R
- with** differential lock, with safety system for engine starting
- with** suspension seat, belt, LED lights, buzzer, horn, rotating beacon,
- with** industrial pneumatic tyres

## Optional

- Duplex / Triplex mast 3m - 6.5m
- Cascade side shifter and fork-positioner
- Closed cabin/Air conditioner/Heater
- Operator Presence System --OPS system etc....



# FORKLIFT SPECIFICATION

## RT Series 2WD·4WD

General								
1	Type		4WD		2WD			
2	Model		FD4RT25	FD4RT35	FD2RT25	FD2RT35		
3	Power type		Diesel					
4	Rated capacity	Kg	2500	3500	2500	3500		
Characteristic&Dimension								
5	Load centre	mm	500					
6	Free lift height	mm	165	170	165	170		
7	Fork size	L×W×T	mm	1070×122×40	1070×125×45	1070×122×40	1070×125×45	
8	Fork regulating range	Min./Max.	mm	250-1310	250-1500	250-1310	250-1500	
9	Mast tilt angle	F/R	Deg	10°/12°				
10	Front overhang	mm	580	595	580	595		
11	Rear overhang	mm	605					
12	Min.ground clearance(drive steer axle)	mm	220					
13	Overall dimensions	Length to face of fork (without fork)	mm	3070	3085	3070	3085	
14		Overall width	mm	1450	1600	1557	1600	
15		Mast lowered height	mm	2230	2325	2230	2325	
16		Mast extended height (with backrest)	mm	4170	4300	4170	4300	
17		Overhead guard height	mm	2260	2280	2260	2280	
18	Turning radius (outside)	mm	3080	3080	2859	2859		
19	Min.right angle aisle width(add load length and clearance)	mm	2630	2690	2680	2690		
Performance								
20	Speed	Travel(Laden/Unladen)	Km/h	19/20	18/19	19/20	21/22	
21		Lifting(Laden/Unladen)	mm	600/620	480/500	570/590	450/470	
22		Lowering(Laden/Unladen)	mm	440				
23	Max. Drawbar pull(Laden)	KN	38	38	17	17		
24	Max. Gradeability(Laden)	%	50	45	20	16		
Tyre								
25	Tyre	Front		12-16.5-12PR	14-17.5-14PR	12-16.5-12PR	14-17.5-14PR	
26		Rear		10.0/75-15.3	10.0/75-15.3	27×10-12-12PR	27×10-12-12PR	
27	Tread	Front	mm	1125	1250	1250	1250	
28		Rear	mm	1198	1198	1205	1205	
29	Wheelbase	mm	1880	1880	1880	1880		
30	Self weight	kg	4850	5460	4500	5180		
Weight								
31	Weight Distribution	Laden	Front axle	kg	6600	7750	6000	7700
32			Rear axle	kg	750	1200	1000	980
33		Unladen	Front axle	kg	2180	2500	1810	2070
34			Rear axle	kg	2670	2960	2690	3110
Power&Transmission								
35	Battery	Voltage/Capacity	V/Ah		12/90	12/90	12/90	
36	Transmission	Manufacture		China				
37		Stage	F/R		2/1			
38	Operation pressure(For attachments)	Mpa		20				

# MAST SPECIFICATION


Mast	Type	Lifting Height On Fork(mm)	Overall Heightmast Lowered(mm)	Free Lift On Forks(mm)		Front Overhang	Mast Tilting Angle Front/Rear	Capacity At Max. Height(kg)		
				With Bracket	Without Bracket			Without Side Shift Carriage	With Side Shift Carriage	
Wide view 2-stage mast	3.00m	FD2RT/4RT25	3000	2230	165	165	580	10/12°	2500	2500
		FD2RT/4RT35		2325	170	170	595	10/12°	3500	3300
	3.30m	FD2RT/4RT25	3300	2380	165	165	580	10/12°	2500	2500
		FD2RT/4RT35		2475	170	170	595	10/12°	3500	3300
	3.50m	FD2RT/4RT25	3500	2485	165	165	580	10/12°	2500	2500
		FD2RT/4RT35		2575	170	170	595	10/12°	3500	3200
	4.00m	FD2RT/4RT25	4000	2780	165	165	580	10/12°	2500	2500
		FD2RT/4RT35		2875	170	170	595	10/12°	3400	3100
	4.5m	FD2RT/4RT25	4500	3030	165	165	580	10/12°	2200	2100
		FD2RT/4RT35		3125	170	170	595	10/12°	3100	2900
Full free 3-stage mast	4.00m	FD2RT/4RT25	4000	2075	893	1338	585	10/12°	2500	2400
		FD2RT/4RT35		2200	895	1340	615	10/12°	3400	3100
	4.35m	FD2RT/4RT25	4350	2200	1018	1463	585	10/12°	2400	2200
		FD2RT/4RT35		2325	1020	1466	615	10/12°	3000	2900
	4.70m	FD2RT/4RT25	4700	2315	1133	1578	585	10/12°	2100	1900
		FD2RT/4RT35		2440	1135	1580	615	10/12°	2800	2500
	5m	FD2RT/4RT25	5000	2450	1268	1716	585	6/6°	1900	1600
		FD2RT/4RT35		2575	1270	1715	615	6/6°	2600	2300
	6m	FD2RT/4RT25	6000	2800	1618	2063	585	6/6°	1200	800
		FD2RT/4RT35		2925	1620	2065	615	6/6°	1900	1600
6.5m	FD2RT/4RT25	6500	3015	1833	2278	585	6/6°	700	400	
	FD2RT/4RT35		3140	1835	2280	615	6/6°	1300	1100	



## YANMAR

Type:WC3  
Model:4TNE98-BQFLC(EUIII)  
No. of cylinder:4  
BorexStroke:98x110mm  
Displacement:3.318L


Rated output: 42.1/2300kw/r.p.m  
Rated torque: 177.6 /196.3/1700N.m/r.p.m



## MITSUBISHI

Type:WV3  
Model:S4S(EUIIIA)  
No. of cylinder:4  
BorexStroke:94x120mm  
Displacement:3.331L

Rated output: 35.3/2250kw/r.p.m  
Rated torque: 169/1700N.m/r.p.m



## LS Mtron

Type:L3  
Model:L4CRTV4(EUV)  
No. of cylinder:4  
Bore x Stroke:88×103mm  
Displacement:2.505L

Rated output: 42/2300kw/r.p.m  
Rated torque: 208/1700N.m/r.p.m